

## FAQ Pre-Trip Planning - Alaska Seminar at Sea -



The Ship - Norwegian Encore: <https://www.ncl.com/cruise-ship/encore>

Sep 14-21 Group Itinerary: <https://travefy.com/trip/6yw9rqwvstfsqz2ate95z7yaskbs4bq>

**DO NOT BOOK WITH THE ABOVE LINKS**

### Sources of Information:

#### Links to FB Groups:

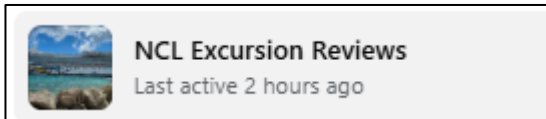
(except for the first one. content not exclusive to the Alaska ports)

- <https://www.facebook.com/groups/391557550220489/>



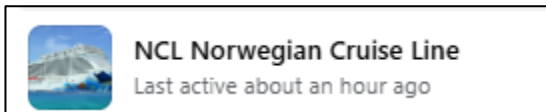
- Alaska ports, excursions, clothing, etc.

- <https://www.facebook.com/groups/1390414228484546/>




- includes all world-wide ports / excursions

- <https://www.facebook.com/groups/nclnorwegiancruiseline/>




- general info: dining, Wi-Fi, rooms, packages,

- <https://www.facebook.com/groups/525539409714226/>




- much general information

# Weather and Clothing:



## Alaska Cruise Ports: Temperature and Rainfall by Month



Icy Strait Point					
	May	June	July	August	September
Average high temperature	48°	53°	57°	57°	51°
Average low temperature	40°	45°	50°	49°	45°
Average inches of rain	1.61"	2.48"	2.56"	3.39"	3.62"

Juneau					
	May	June	July	August	September
Average high temperature	57°	62°	64°	63°	56°
Average low temperature	41°	47°	50°	49°	44°
Average inches of rain	3.4"	3.24"	4.6"	5.73"	8.64"

Ketchikan					
	May	June	July	August	September
Average high temperature	51°	61°	64°	64°	58°
Average low temperature	41°	47°	51°	52°	47°
Average inches of rain	8.2"	6.6"	6.57"	9.81"	13.79"

Sitka					
	May	June	July	August	September
Average high temperature	53°	58°	60°	62°	58°
Average low temperature	42°	48°	52°	53°	48°
Average inches of rain	4.23"	2.89"	4.12"	6.87"	11.75"

Skagway					
	May	June	July	August	September
Average high temperature	57°	62°	64°	63°	56°
Average low temperature	42°	48°	51°	50°	48°
Average inches of rain	.85"	1.2"	1.09"	2.08"	4.33"

Victoria, Canada					
	May	June	July	August	September
Average high temperature	64°	69°	74°	75°	67°
Average low temperature	46°	50°	53°	53°	50°
Average inches of rain	1.6"	1.2"	.6"	.8"	1.5"

## EXCURSION NOTE:



Alaska Cruise Excursions and Packing Tips 2025 - 2026

LaDonna Rose · Jan 28 ·

Explore Alaska with Confidence: Why I Recommend Shore Excursion Group

Booking through an outside source like Shore Excursion Group is a great choice, and I understand your concerns. If a port is skipped or a tour is canceled due to weather, Shore Excursion Group has you covered with a full refund for the excursion. They're very reliable and understand the unpredictable nature of Alaska cruises.

In the rare event that you miss the ship, they also provide a \$1,000 guarantee to help get you to the next port quickly and safely, so you're not left stranded. They have excellent customer service to assist you in these situations.

For extra peace of mind, they offer an \$8 upgrade option that provides even more protection, covering cancellations for any reason. It's a great way to add a little extra security to your plans.

Booking through them allows you to enjoy smaller, more intimate tours often at a better value. I think you'll have a wonderful experience with them!

Let me know if you need help picking the perfect excursion!



## Alaska Cruise Excursions and Packing Tips 2025 ... - 2026

LaDonna Rose · 20h · 🌐

### Packing for Alaska: What "Dressing in Layers" Really Means

I see a lot of questions about dressing in layers for an Alaska cruise, and I get it, it can be confusing!

The key to staying comfortable in Alaska's unpredictable weather is wearing multiple thin layers instead of one bulky coat. This way, you can adjust throughout the day as temperatures change.

Here's how to break it down:

✅ **Base Layer (Closest to Skin):** Think of this as your comfort layer. A moisture-wicking t-shirt or long-sleeve works great. You don't always need long sleeves! Some days may be warm enough for a short-sleeve top.

✅ **Middle Layer (Insulation):** This is your warmth layer. A light fleece, sweater, or vest is perfect. You can remove it if the sun comes out or keep it on when it's chilly.

✅ **Outer Layer (Weather Protection):** The most important layer! A lightweight, hooded, waterproof jacket will protect you from rain and wind without overheating you.

**Bonus Tips:**

☀️ If the forecast looks warm, bring a short-sleeve shirt and maybe even shorts, yes, Alaska gets warm in the summer!

☁️ If it's cool and rainy, add a hat and gloves (easy to pack and lightweight).

👟 Comfortable, waterproof shoes are a must, especially if you're doing excursions.

I've put together a packing list with all the must-haves to make it easy, check it out at

### 10 Must-Haves You Don't Want to Forget for Your Alaska Cruise!

Alaska's beauty is breathtaking, but the weather can be full of surprises! As a local from Ketchikan, I've seen it all, rain, wind, sunshine, and everything in between. To make sure you're prepared for whatever Alaska throws your way, here are 10 essentials you don't want to forget:

1. A Waterproof, Hooded Jacket Rain is part of the adventure, so staying dry is key!
2. Comfortable, Waterproof Shoes – Whether you're exploring town or heading out on an excursion, dry feet are happy feet.
3. Layers, Layers, Layers! – Think base layers, fleece, and a lightweight puffer for warmth without the bulk.
4. Short-Sleeve Shirt – You might be surprised by a warm day!
5. Gloves and a Hat – Mornings on deck can be chilly, and a hat helps keep the heat in.
6. Daypack – Perfect for carrying extra layers, water, and souvenirs.
7. Binoculars – Spotting whales and bears from the ship is even better up close!
8. Sunglasses – Glaciers and water can be extra bright, even on cloudy days.
9. Reusable Water Bottle – Staying hydrated is important, and Alaska's water is some of the best!
10. Seasickness Remedies – The waters can get a little choppy, so it's always good to be prepared.



## Alaska Cruise Excursions and Packing Tips 2025 - 2026

Ed Wiggins · 8h · 🌐

Time for my annual cruise season advice. About me: I have been a pier agent at Seattle Pier 66 and 91 for four years.

What you need to know:

1. US citizens, get passports for everyone in your group. Not the cards, the full book. Be sure your travel documents are on your person, not in checked luggage.
2. Buy trip insurance including medical and evacuation costs. It's cheap and anything can happen. It is a myth that healthcare is free on the ship. You will be billed for everything. The cruise lines will not refund you if you miss the ship because your flight is cancelled.
3. Obviously, if you are not a US citizen, you will have a passport, but you may also need a Canadian visa. Even Mexicans need a Canadian visa now. Every sailing we have people (Not US or Canadian) denied boarding because they did not get a Canadian visa. As of now, EU countries are exempt but be sure to check the Canadian immigration website to verify what you need from your passport of origin. Getting off the ship in Canada has nothing to do with it. If you do not have proper documents, you will be denied boarding, no exceptions.
4. Travel to Seattle the day before or more before your cruise. Don't risk your vacation for the cost of one night in a hotel. Besides, Seattle is a great place to visit. You can Google the things to do.
5. Review the list of prohibited items to bring on the ship. Know that every piece of luggage, checked or carry-on, is X-rayed for prohibited items. Items that require to be plugged into a power outlet are mostly prohibited like cookers or heat pads. As soon as you get onboard, ask your steward for a coffee or hot water heater. You cannot bring your own.
6. Do not bring any weapons, ammunition or blades. All knives will be confiscated. If you pack a firearm, you will be denied boarding, and you may be arrested. Be certain your bags do not contain ammunition. While that seems obvious, we catch random bullets every cruise. We will see it and you will have problems.
7. Do not bring prepared food to the cruise terminal. It is not allowed on the ship. Sealed bags of dry snacks are okay. Do not pack distilled spirits, it will be confiscated. Cruise lines allow wine and champagne but check with your cruise line; some allow two bottles per person, some only one. Check with your cruise line about plastic disposable bottles and flowers. Some do not allow either.

8. Be aware that you will go through a security check point at the terminal just like the airport. However, unlike the airport, we want everything out of your pockets and into your carry-on, including watches and phones. Do not wear metal jewelry, cowboy boots, metal toe boots, belts with large metal buckles. Any metal will set off the magnetometers and delay you and your fellow passengers. Although we make constant announcements, at least every 5th passenger enters the metal detector with cell phones in their pockets. It significantly delays everyone.
9. Do not over pack. You are on a six-night cruise. If you pack more than one suitcase, you are probably packing too much. (Obviously your cruise may be part of a longer vacation so pack what you need. But just for the cruise, lite is better.)
10. Finally, if possible, plan on checking in at the terminal between 1 and 2 PM. At that time there will be no lines. You will breeze through, and it is possible your cabin will be ready. If you arrive at the terminal

Reply with questions. Be aware that Seattle has two cruise piers. Go to the Port of Seattle website to see the cruise schedule and piers of departure.



## Alaska Cruise Excursions and Packing Tips 2025 - 2026

Debbie Jones · 9h · 🌐

I have been on an Alaskan cruise 8/2024 and I'm going again 7/2025. I have 2 recommendations. 1. Be sure to get a waterproof jacket, long is better, with pockets/hood. When I was on the top deck on the ship for the scenic cruising, it was misty/sprinkling and cold with the wind. I had my fleece lined, calf length w/a hoody and was still cold. Just a suggestion. 2. Take a good camera. I was only using my cell phone and missed having great shots from not having a good camera. I will not make that mistake this year and will take my canon Rebel. :) Edited to add additional advice. 3. when I went in 2024, I was apprehensive. I hate the cold, I hate the snow. I honestly was apprehensive I'd be in my cabin unhappy and chose easy excursions not knowing the weather. Well I felt very left out in adventure and now I want to go again doing to not seeing or doing all I wanted to have done. My advice is: research your excursions and if you want to do it, do it. Don't be afraid. This year I will be hiking the Mendenhall glacier. I will be more assertive in my excursion choices so I don't feel "I missed out". I want to see bears, moose, foxes, deer, more whales and Eagles. :)

### The Best Boots for an Alaska Cruise in Fall

Fall in Alaska is a colorful and crisp time of the year, as the leaves change and the air cools. However, fall is also a windy and snowy season, as the cold fronts bring gusts and flurries. You will need boots that can keep your feet dry, warm, and comfortable, as well as provide traction and stability on snowy surfaces. Here are some of the features to look for in the best boots for an Alaska cruise in fall:

- **Waterproof and breathable:** You want boots that can prevent water from entering and soaking your feet, as well as allow moisture and sweat to escape and keep your feet dry. Look for boots that have a waterproof membrane, such as Gore-Tex, or a waterproof treatment, such as DWR (durable water repellent). Avoid boots that are made of suede or other materials that can stain or fade when wet.
- **Warm and insulated:** You want boots that can trap heat and keep your feet warm, as the fall temperatures in Alaska can be cold. Look for boots that have a synthetic or natural insulation, such as Thinsulate, PrimaLoft, or wool, or a removable liner, such as fleece or shearling. Avoid boots that are too tight or too loose, as they can restrict blood circulation and cause frostbite or hypothermia.
- **Sturdy and supportive:** You want boots that can protect your feet and ankles from injury and fatigue, as well as provide traction and stability on snowy surfaces. Look for boots that have a durable and grippy sole, such as rubber or Vibram, or a lug pattern, such as chevron or waffle. Also look for boots that have a good ankle support, such as a mid or high shaft, or a lace-up or buckle closure. Avoid boots that are too flexible or too rigid, as they can cause blisters or cramps.

Some examples of boots that meet these criteria are:

- For women: [UGG Adirondack III Waterproof Boot](#)
- [Timberland White Ledge Waterproof Hiking Boot](#)
- [Sperry Saltwater Waterproof Duck Boot](#)
- For men: [UGG Butte Waterproof Boot](#)




I sprayed Coleman Waterproof spray on these suede boots 19 years ago and they have been worn in rain and snow and have never soaked through. It is in the camping aisle at Walmart. The suede still looks brand new and I have never had to clean the suede. My husband sprays his ball caps, we spray our tennis shoes, and I spray all of my purses. I live in the Pacific Northwest so we are in the rain a lot.

## Travel Documentation – Canada Entry:

Author  Top contributor

**Rita Herdt** If you are a US citizen with US birth certificate, and valid government issued ID you may board with that. I highly recommend getting passports. If something unforeseen happens you cannot fly from Canada unless you have a passport. You can't even fly with a passport card. Get the full book.

Yes, if you are a U.S. citizen on a cruise that starts and ends in a U.S. port (a "closed-loop" cruise), you can disembark in Victoria, BC without a passport, but you will need a valid government-issued photo ID and proof of citizenship such as a birth certificate. 

5h Like Reply

Lynn E. Howley

**Rita Herdt** no you must have a passport if you plan to get off the ship and go into Canada.

# Shuttles (Airport & Port) and Hotels:

**SEA Shuttles**    **Comments**    Done

I did a ton of searching and came up with this hotel over and over again, so that's where we booked. They have a ride to and from the airport that you can book when you book your stay, and they have a ride to and from the hotel/cruise port that you can book once you are checked in.

2d Like Reply 3

**Donna Kesterson Henegar**  
Missy Dodge thanks for the info as we are booked there in September

1d Like Reply 1

Write a reply...

**Sherry Parker Weible**  
We are staying at Best Western SeaTac was told by hotel we can arrange shuttle service to port. Taking free airport shuttle to hotel from airport.

2d Like Reply 2

**Cindy Waltz**  
Airport Marriott does.

**ALL CRUISEHOTELS**

**Seattle Hotels with Cruise Port Shuttle**

Hotel Name	Shuttle to Pier 91*	Shuttle to Pier 66
Pan Pacific Seattle	for a fee	free
The Mediterranean Inn	\$10.00	\$10.00
The Edgewater, a Noble House Hotel	for a fee	walking distance
MarQueen Hotel	\$10.00	\$10.00
Belltown Inn	\$10.00	\$10.00
Homewood Suites by Hilton Seattle Downtown	\$9.00	\$9.00
Staypineapple at The Maxwell Hotel	\$12.00	\$10.00
Holiday Inn Seattle DWTN Lake Union	\$10.00	\$10.00
Ace Hotel Seattle	for a fee	for a fee
Hotel 1000, LXR Hotels & Resorts	no	no
Hampton Inn & Suites Seattle-Downtown	for a fee	for a fee
Mayflower Park Hotel	for a fee	for a fee
Hyatt House Seattle Downtown	for a fee	for a fee
Hotel Theodore	for a fee	for a fee
Crowne Plaza Seattle Airport	\$20.00	\$20.00
Silver Cloud Hotel - Seattle Stadium	no	no
Holiday Inn Express Seattle - Sea-Tac Airport	\$20.00	\$20.00

**Sarah Hesketh**  
Top contributor

There's a great train service from the airport to the city, just follow the signs from arrivals. Ticket machine in lower levels of the station. Clean, modern and in time trains, we sailed through areas where traffic was standing due to rush hour. We got off at Pioneer Square as our hotel was there. You could probably check on Rome2Rio for the nearest stop to your hotel

2h Like Reply 3

**Luis Oscar**  
Following

2h Like Reply

**Dwayne Mullinax**  
Be there is June

Following

6h Like Reply

**Missy Dodge**  
Ride to and from airport, as well as to and from cruise line.

**The Mediterranean Inn**  
425 Queen Anne Avenue North, Seattle, Washington  
206-428-4700

7h Like Reply 2

**Debbie Allen Giantvalley**  
Take the lite rail, \$3 a person, Westlake station

8h Like Reply 4

**Lauren Meredith George**  
Debbie Allen Giantvalley is this pretty fast? I've been trying to figure out how to get back to the airport quick and Ubers are like \$85

**Dawn Timoszyk**

This is my second Alaska cruise out of Seattle. I would just stay by the airport. It's much much cheaper, lots of standard hotels to choose from. Downtown is sketchy anyway, so this is much easier. If you come in the day before just use the Link Rail system to get down and back. It's very cheap and easy.

2d Like Reply 1

**Paula Wiggins**  
Dawn Timoszyk can you use Link Rail system to go to port?